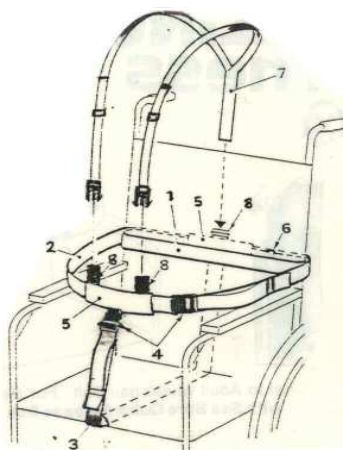


Model 1 & Model 2



1. Chair Strap
2. Waistbelt
3. Crotch Strap
4. Waistbelt & Understrap buckles.
5. PVC Sleeves
6. Chair Strap Buckle
7. Shoulder Straps
8. Shoulder Strap Buckles

A full supportive wheelchair harness consisting of waistbelt, shoulder straps and understrap/groin strap.
Designed to hold the patient in an upright sitting position.

The understrap passes underneath the seating.

Adult Size

Standard model fitted with Sea Sure Lever buckle.
Fitted with Side Squeeze buckle.

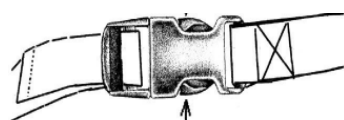
Cat. Ref: 01A

Cat. Ref: 01B

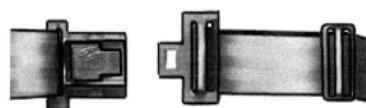
Child Size

Standard model fitted with Side Squeeze buckle.
(If you would prefer the child to be sat directly on the understrap, please see Model 8)

Cat. Ref: 02A



Side Squeeze Buckle



Sea Sure Lever Buckle

Fitting Instructions

The harness will be supplied ready assembled.

Unfasten the understrap and the shoulder straps buckles and loosen the red inner chair strap ready for fitting to the chair.

1. The inner chair strap is loosened enough to pass over the chair back and positioned at the patient's waist level. Tighten the strap to fit securely to the chair back.
2. Now unfasten the front waistbelt buckle and the harness is ready for the patient to get into the wheelchair.
3. With the patient seated in the wheelchair, bring the waistbelt around their waist and fasten the buckle to fit tightly yet comfortably.
4. Now take the understrap down the chair back to pass underneath the base of the seat, up between the patient's knees and up to fasten onto the side-squeeze buckle at the bottom of the front waistbelt PVC sleeve. Adjust the understrap to fit tightly yet comfortably.
5. Finally bring the shoulder straps up and over the wheelchair back and down over the patients shoulders and chest to fasten to the two side-squeeze buckles at the front waistbelt PVC sleeve.
6. Now adjust the shoulder straps to fit the patient tightly yet comfortably.

Crelling Harnesses For Disabled Ltd.

12 Crescent East, Thornton-Cleveleys, Lancashire, FY5 3LJ

Tel: 01253 852298 Fax: 01253 821780 Email: info@crelling.com Website: www.crelling.com