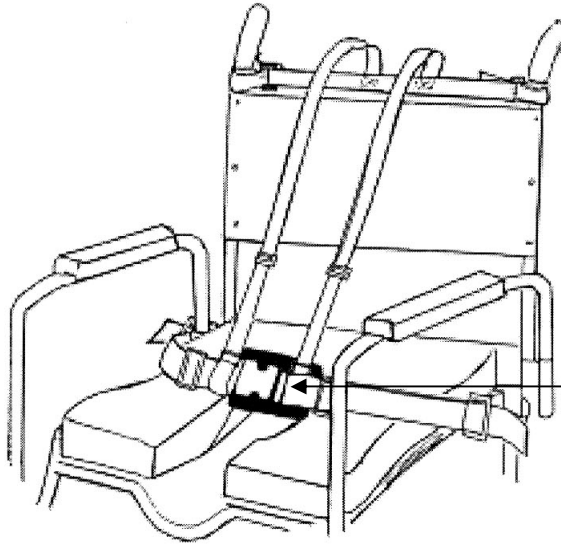


SHOWER CHAIR HARNESS

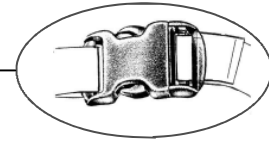
Designed to offer postural support for those with special needs who need to be held in an upright sitting position and thus aid the carer with the bathing of the patient.

This harness can be fitted to most types of shower chairs.

It is not a safety harness



Fitted with the Side Squeeze Buckle as standard.



One size only: Child up to adult.

The standard harness consists of lap belt & detachable shoulder straps.

Cat. Ref: SC

An understrap/groin strap can be added as an optional extra.

Cat. Ref: ALU

Available as waistbelt only.

Cat. Ref: SCW

Application

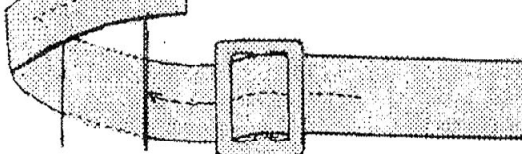
The shoulder straps fasten to the framework below the handles by the 'Slide-Fix' method as shown below.

The lap belt is anchored to the metal frame of the chair by 'Slide-Fix' method.

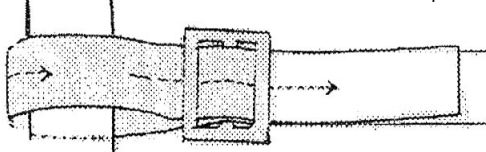
The 'looped' end of each shoulder strap loops over the lap belt at either side of the Side-Squeeze release buckle and is tightened to the belt by pulling on the adjustment slides.

Slide-Fix Method

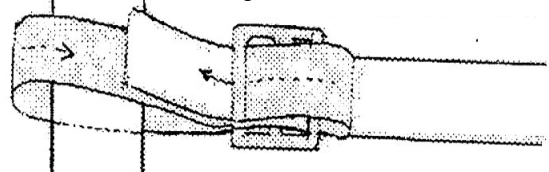
1. Pass the end of strap around the metal tubular frame.



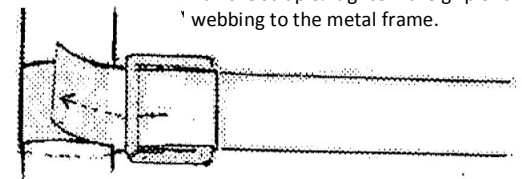
2. Double back & thread the strap through the slide.



3. It is essential for safety purposes that you thread the end of the strap back once again through the bottom bar of the buckle.



4. Pull the strap & 'tighten' the grip of the webbing to the metal frame.



Crelling Harnesses For Disabled Ltd.

12 Crescent East, Thornton-Cleveleys, Lancashire, FY5 3LJ

Tel: 01253 852298 Fax: 01253 821780 Email: info@crelling.com Website: www.crelling.com